






ASCO Power Transfer Switch Comparison Features

Comparison Features	ATS Product SERIES				
	185	300 Group 1	300 Group G	4000	7000
					
Intended Application	Residential Light Commercial	Commercial Light Industrial	Commercial Light Industrial	Industrial	Mission Critical Critical Power
Ampere sizes available	100 - 400	30 - 3,000	30 - 3,000	30 - 4,000	30 - 4,000
Phases Available	Single	Single or Three	Single or Three	Single or Three	Single or Three
Pole Counts Available	2	2, 3 or 4	2, 3 or 4	2, 3 or 4	2, 3 or 4
Low Voltage	220 - 240V	115 - 600V	115 - 600V	115 - 600V	115 - 600V
Medium Voltage	N/A	N/A	N/A	N/A	5kV, 15kV
Product Type					
Open Transition Transfer Switch	Yes	Yes	Yes	Yes	Yes
Service Entrance Rated Transfer Switch	Yes	Yes	Yes	Yes	Yes
Power Transfer Load Center	Yes	Yes	Yes	N/A	Yes
Closed-Transition Transfer Switch	N/A	N/A	N/A	Yes	Yes
Delayed-Transition Transfer Switch	N/A	N/A	Yes	Yes	Yes
Soft Load Transfer	N/A	N/A	N/A	N/A	Yes
Bypass-Isolation Transfer Switch	N/A	N/A	N/A	N/A	Yes
Closed-Transition Bypass-Isolation TS	N/A	N/A	N/A	N/A	Yes
Delayed-Transition Bypass-Isolation TS	N/A	N/A	N/A	N/A	Yes
Soft Load Bypass-Isolation TS	N/A	N/A	N/A	N/A	Yes
Withstand and Close-On Ratings					
WCR When Used With Any Circuit Breakers	N/A	N/A	N/A	10-100 kA	10-125 kA
WCR When Used With Specific Circuit Breakers	10kA -35kA	22-100kA	22-100kA	22-125kA	22-125kA
WCR when used with current limiting fuses	100-200kA	100-200kA	100-200kA	100-200kA	100-200kA
Short Time Withstand Rating	N/A	N/A	N/A	36-100kA	36-100kA
Neutral Configuration					
Solid	STD	STD	STD	Yes	Yes
Switched	N/A	Yes	Yes	Yes	Yes
Overlapping	N/A	N/A	N/A	N/A	Yes
Ground Termination	Yes	N/A	Yes	Yes	Yes

Comparison	ATS Product SERIES				
	185	300 Group1	300 GroupG	4000	7000
Voltage and Frequency Settings					
Phase Selection	Single Phase	Single or Three Phase	Single or Three Phase	Single or Three Phase	Single or Three Phase
Pick up Normal Source Voltage	198 Volts	90% or 95%	85 to 100%	85 to 100%	85 to 100%
Drop out Normal Source Voltage	154-187 Volts	70% to 90%	70% to 98%	70 to 98%	70 to 98%
Pick up Emergency Source Voltage	198 Volts	90% Fixed	85 to 100%	85 to 100%	85 to 100%
Drop out Emergency Source Voltage	165 Volts	75% Fixed	70% to 98%	70 to 98%	70 to 98%
Frequency	50 or 60Hz	50 or 60 Hz	50 or 60 Hz	50 or 60 Hz	50 or 60 Hz
Pick Up Emergency Source Frequency	48 or 57Hz	95% Fixed	86 to 100%	90 to 100%	90 to 100%
Drop out Emergency Source Frequency	43 or 51Hz	85% Fixed	85 to 98%	85 to 98%	85 to 98%
Normal Overvoltage Trip	N/A	N/A	102 to 115%	102 to 115%	102 to 115%
Emergency Overvoltage Trip	N/A	N/A	102 to 115%	102 to 115%	102 to 115%
Normal Overfrequency Trip	N/A	N/A	101 to 110%	102 to 110%	102 to 110%
Emergency Overfrequency Trip	N/A	N/A	101 to 110%	102 to 110%	102 to 110%
Pick up Normal Source Frequency	N/A	N/A	86 to 100%	90 to 100%	90 to 100%
Drop out Normal Source Frequency	N/A	N/A	85 to 98%	85 to 98%	85 to 98%
Normal & Emergency Voltage Unbalance	N/A	N/A	N/A	Yes	Yes
Time Delay Settings					
Override Normal Source Momentary Outage	1 or 3 Seconds	1 or 3 Seconds	0 to 6 Seconds	0 to 6 Seconds	0 to 6 Seconds
Transfer to Emergency	10 Seconds	0 to 5 Minutes	0 to 60 Minutes 59 Seconds	0 to 60 Minutes	0 to 60 Minutes
Re-transfer to Normal Utility Power Loss Mode	5 Minutes	1 Sec. to 30 Mins.	0 to 60 Minutes 59 Seconds	0 to 60 Minutes	0 to 60 Minutes
Engine Cool Down	2 or 5 Minutes	5 Minutes	0 to 60 Minutes 59 Seconds	0 to 60 Minutes	0 to 60 Minutes
Override Emergency Source Momentary Outage	4 Seconds	4 Seconds	0 to 6 Seconds	0 to 60 Minutes	0 to 60 Minutes
Generator Exerciser	7 Day	7 Day	7 Day	Programmable	Programmable
Indication and Controls					
Load Connected to Normal	Yes	Yes	Yes	Yes	Yes
Load Connected to Emergency	Yes	Yes	Yes	Yes	Yes
Normal Source Available	Yes	Yes	Yes	Yes	Yes
Emergency Source Available	Yes	Yes	Yes	Yes	Yes
Transfer Test Switch	Yes	Yes	Yes	Yes	Yes
Terminals For Remote Transfer Control	STD	STD	STD	STD	STD
Bypass Time Delay Switch	Yes	Yes	Yes	Yes	Yes
Transfer Inhibit	N/A	Yes	Yes	Yes	Yes
In-Phase Monitor	N/A	Yes	Yes	Yes	Yes
Load Disconnect Contacts with Time Delay	N/A	STD	STD	Optional	Optional
Event Log	N/A	N/A	Optional	Yes	Yes
Power Manager	N/A	N/A	Optional	Optional	Optional
Transfer Controls Lock Out	N/A	N/A	N/A	Yes	Optional
Enclosures					
Type 1	Yes	Yes	Yes	Yes	Yes
Type 3R	Yes	Yes	Yes	Yes	Yes
Type 4	N/A	Yes	Yes	Yes	Yes
Type 4X	N/A	Yes	Yes	Yes	Yes
Type 12	N/A	Yes	Yes	Yes	Yes
Connectivity					
RS-485 Serial	N/A	Yes	Yes	Yes	Yes
Ethernet	Yes	Yes	Yes	Yes	Yes
Modbus	N/A	N/A	Yes	Yes	Yes
Monitoring and Control via ASCO Products	Yes	Yes	Yes	Yes	Yes
Optional Accessories					
Optional	Field Kits Only	Limited	Expanded	Limited	Extensive